














MAP NOT TO SCALE



- | | | | | | | | |
|--|------------------|---|----------------|---|--------------|---|--------------------|
|   | Full Hook-Up |  | RV Dry Camping |  | Pull-Through |  | Breaker Box |
|  | Water & Electric |  | Daily Storage |  | Back-In |  | Water Fill Station |
|  | Electric |  | Tent Camping |  | Pull-In |  | Dump Station |

MAP NOT TO SCALE